

FULL COLOUR ENGLISH A2: KING ARTHUR

WARM UP:

Can you remember the main characters in the story of King Arthur? Match the names with the descriptions:

- | | |
|--------------|-------------------------|
| 1. Arthur | A. Arthur's wife |
| 2. Guinevere | B. a strong knight |
| 3. Gawain | C. Morgan's son |
| 4. Lancelot | D. a magician |
| 5. Merlin | E. the king |
| 6. Morgan | F. Arthur's half-sister |
| 7. Mordred | G. Arthur's best friend |













How do you say the names?

BEFORE YOU COLOUR:

Complete the three activities with information from the story of King Arthur.

Activity 1

Write the words that the pictures show to complete the sentences.

| | |
|--|---|
| 1. Arthur is a famous  who ends war in England | 7. Lancelot does not show his  when he fights Gawain |
| 2. Arthur can pull out the  from the  | 8. When Arthur is away, Mordred puts Queen Guinevere in  |
| 3. Guinevere is the new  | 9. Mordred asks Arthur for his  so he can be king |
| 4. Arthur builds a new  for Guinevere | 10. When he fights Mordred, Arthur sees a  and tries to kill it |
| 5. Guinevere gives Arthur a round  | 11. A  comes out of the water and catches Arthur's sword |
| 6. Gawain is one of the strongest  in England | |

Activity 2

Complete the sentences with one word. You can see the first letter of the word.

- Merlin** has a **d** _____ about a new king.
- Guinevere** **m** _____ Arthur.
- Gawain** **f** _____ many knights.
- At first, no one can **b** _____ **Gawain in a fight**.


FULL COLOUR ENGLISH A2: KING ARTHUR

5. **Lancelot and Guinevere** go **f** _____ together.
6. **Mordred** says that Guinevere and Lancelot are in **l** _____.
7. **Arthur** wants to **k** _____ Mordred.
8. **Arthur** **d** _____ after he fights with Mordred.
9. **Lancelot** **t** _____ Arthur's sword into the water.
10. Arthur asks **Lancelot** to **l** _____ after **Guinevere**.

Activity 3

Find a word in the wordsearch grid to complete each sentence.

1. **Merlin** makes a _____ stone to find a new king.
2. Arthur's half-sister **Morgan** can see into the _____.
3. Arthur **fights** the lords from the North in a _____.
4. After the **fighting**, many of the _____ from the North are dead.
5. There is a _____ to find the strongest **knight** in England.
6. When **Arthur** is king, there is peace and plenty of food in all the _____.
7. When **Morgan and Mordred** visit Camelot, they are _____ to Arthur and Guinevere.
8. **Arthur** and his knights often ride into the _____.
9. **Guinevere** is very _____ when Lancelot leaves Camelot.
10. After **Lancelot** leaves Camelot, people in the villages are _____.
11. Arthur calls **Mordred** a _____.



COLOUR:

Find the answers to Activities 1, 2 and 3. Then, look back at each sentence. Colour the different shapes in the colouring picture according to the topic that each sentence relates to. The topic for each sentence is shown in **bold**.

Example: **Arthur** is a famous king who ends war in England.

This sentence topic is about Arthur. Find the word 'king' in the puzzle and colour the shape orange.

Topic 1: Guinevere and Lancelot – yellow

Topic 2: Gawain, knights and fighting – green

Topic 3: Merlin, Morgan and Mordred – red

Topic 4: Arthur – orange

FULL COLOUR ENGLISH A2: KING ARTHUR

AFTER YOU COLOUR:

Which character from the story do you like the most? Why?

Which characters do you not like? Why?

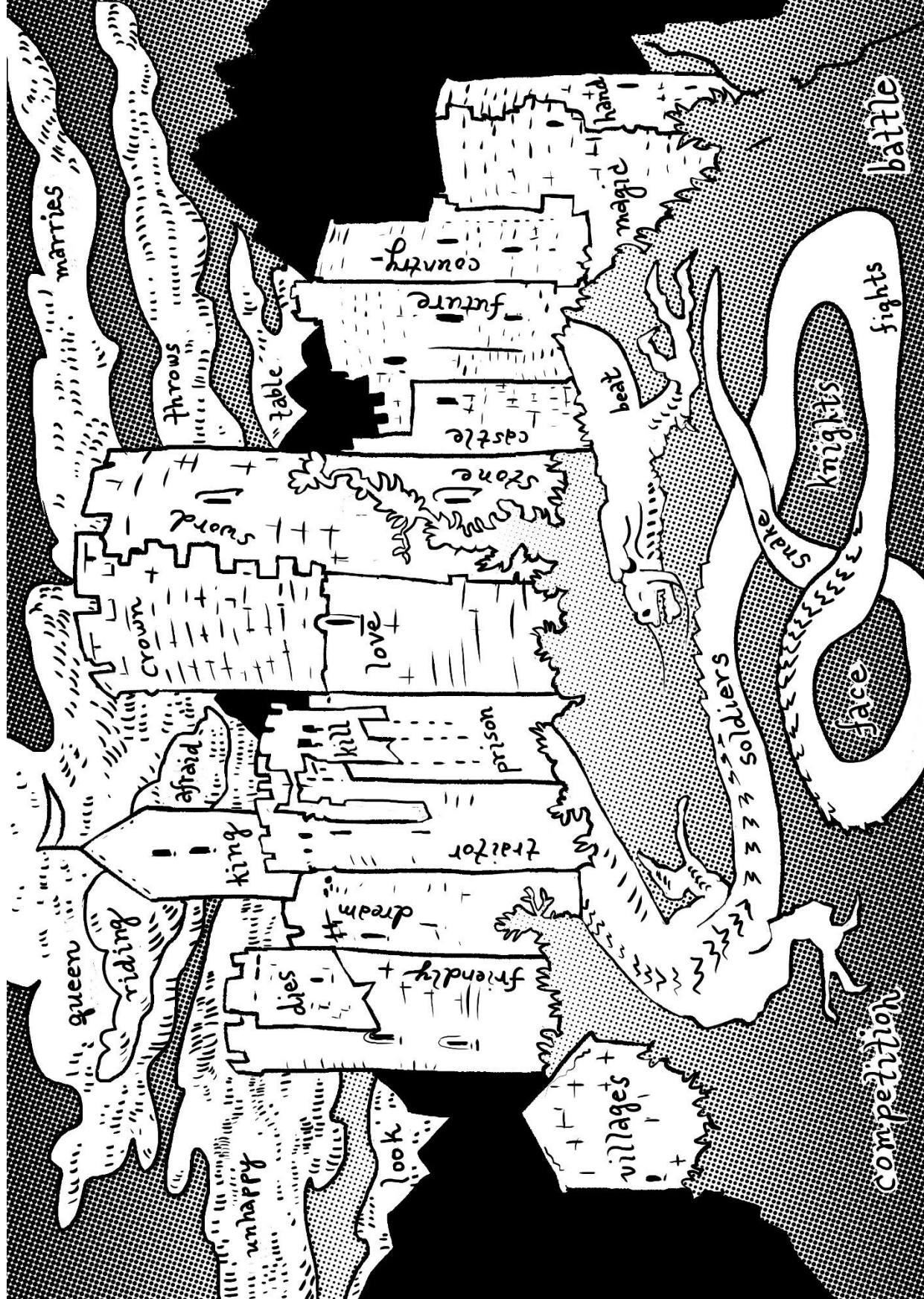
ABOUT THE PICTURE:

The colouring puzzle shows Camelot, Arthur and Guinevere's castle. No one knows the true location of Camelot. Today, Camelot has another meaning – it describes a government that is full of hope and plans for making a better future for their country.

Did you notice the dragon shape in the colouring puzzle? Some people say that Arthur's last name was Pendragon, which means chief warrior or leader. In some stories, Lancelot kills a dragon. Here is another story about dragons and Merlin:

Vortigern is a king in Wales. He wants to build a strong castle on a mountain. Every day, men start to build the castle walls. Every night the walls fall down. Vortigern asks the magician Merlin for help. Merlin visits the mountain and says, "There are two dragons under this mountain. One dragon is red and the other one is white. They are sleeping in a lake. Every night, the dragons destroy your castle walls."

Vortigern's men dig under the mountain and find the lake. They let the water out of the lake. Then the two dragons wake up and start to fight each other. After a long battle, the white dragon runs away. The red dragon goes back into the mountain. Vortigern builds his castle.



FULL COLOUR ENGLISH A2: KING ARTHUR

TEACHERS' NOTES AND KEY

TASK DEFINITION: revise key characters and events from a graded reader about King Arthur and recycle vocabulary related to the text.

WARM UP

In this stage, students prepare for the activities and colouring task by recalling some basic information about the main characters from the story. It is assumed that they will have completed the graded reader *King Arthur* (by Janet Hardy-Gould, Oxford Bookworms, starter stage/A1, OUP, 2008) or some similar input. Students can work in pairs to match the names with their descriptions. They should be working from memory in this task. After a few minutes, check the answers and make sure students can pronounce the names.

How to pronounce the names:

| name | British English | American English |
|-----------|-----------------|------------------|
| Arthur | /ˈɑːθə/ | /ˈɑːrθər/ |
| Guinevere | /ˈɡwɪnəvɪə/ | /ˈɡwɪnəvɪr/ |
| Gawain | /gəˈweɪn/ | /gɑːˈweɪn/ |
| Lancelot | /ˈlɑːnsəlɒt/ | /ˈlænsəlɒt/ |
| Merlin | /ˈmɜːlɪn/ | /ˈmɜːrɪn/ |
| Morgan | /ˈmɔːgən/ | /ˈmɔːrgən/ |
| Mordred | /ˈmɔːdred/ | /ˈmɔːrdred/ |

Answers: 1E 2A 3B 4G 5D 6F 7C

BEFORE YOU COLOUR

Students complete three types of gap-fill exercises. The first set of exercises are rebuses – students write a missing word using a picture clue. In the second set of exercises students are given the first letter of the missing word, as well as information about how many letters the missing word has. In the third set of exercises, students can find the missing words in a wordsearch grid. Students can work alone, in pairs or small groups. They can use the text of the graded reader to help them. It is suggested that students check answers after each activity to maintain motivation. This could be done with the whole group after a set time, or students could work at their own speed and self-check. You may also want to complete the colouring stage after checking the answers to each activity – see below.

Activity 1 answers: 1 king, 2 sword / stone, 3 queen, 4 castle, 5 table, 6 knights, 7 face, 8 prison, 9 crown, 10 snake, 11 hand.

Activity 2 answers: 1 dream, 3 marries, 3 fights, 4 beat, 5 riding, 6 love, 7 kill, 8 dies, 9 throws, 10 look

Activity 3 answers: 1 magic, 2 future, 3 battle, 4 soldiers, 5 competition, 6 villages, 7 friendly, 8 country, 9 unhappy, 10 afraid, 11 traitor

| | | | | | | | | | | |
|---|---|---|---|---|---|---|---|---|---|---|
| y | c | u | n | h | a | p | p | y | c | g |
| c | o | m | p | e | t | i | t | i | o | n |
| c | o | u | n | t | r | y | s | v | h | i |
| g | x | m | f | r | i | e | n | d | l | y |
| u | g | m | f | s | f | u | t | u | r | e |
| y | y | w | a | f | r | a | i | d | m | g |
| i | v | i | l | l | a | g | e | s | b | s |
| u | t | b | a | t | t | l | e | e | u | h |
| r | t | r | a | i | t | o | r | q | o | f |
| x | t | k | s | o | l | d | i | e | r | s |
| g | o | u | q | d | m | a | g | i | c | q |

COLOUR

This could be completed section by section as the three activities are completed, or all at once after finishing all three activities. Students follow the instructions to colour the image; the act of colouring will help them to master the content. Reveal the completed solution at the end of this stage so students can check. Students can display their pictures in the classroom or at home, which will help them revise the content further.

